

# ST. ALOYSIUS SCHOOL



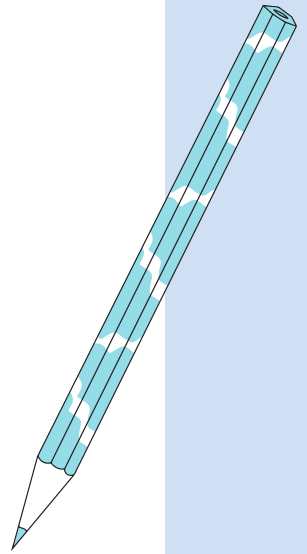


GAUR S.A.I.T CAMPUS

## ART CRAFT



*Creative activities for  
the children to learn & enjoy.*

## CLASS - 5



# Table of Contents

V

01

## ENJOY WITH COLOURS

Chapter 1 : Let's learn colouring concept  
Chapter 2 : Leaf pattern drawing  
Chapter 3 : Warli Art  
Chapter 4 : Collage Art  
Chapter 5 : Blooming Lotus

02

## DRAW YOUR DREAMS

Chapter 6 : Mosaic Art  
Chapter 7 : Madhubani Painting  
Chapter 8 : Origami Art  
Chapter 9 : Mandala Art  
Chapter 10 : Rubbing Technique

03

## THE PAINTER'S TOUCH

Chapter 11 : Silhouette Painting  
Chapter 12 : Lippen Art  
Chapter 13 : Rangoli  
Chapter 14 : Wood Texture  
Chapter 15 : Spray Painting

04

## HANDCRAFTED HAPPINESS

Chapter 16 : Mirror Art  
Chapter 17 : Word Decoration  
Chapter 18 : Line Art  
Chapter 19 : Canvas Painting  
Chapter 20 : Paper Mache



**"ART IS MY LIFE AND MY LIFE IS ART"**





# Unit - 1

Enjoy with  
Colours

# Chapter 1

## Let's learn colouring concept

### Understanding Colour Theory:

- Primary colours (red, blue, yellow) form the foundation of all colours.
- Secondary colours (orange, green, purple) are created by mixing primary colours.
- Tertiary colours are made by mixing primary and secondary colours.

### Techniques for Better Artwork:

- **Shading:**
- **Blending:**
- **Complementary Colours:**

### Creative Expression

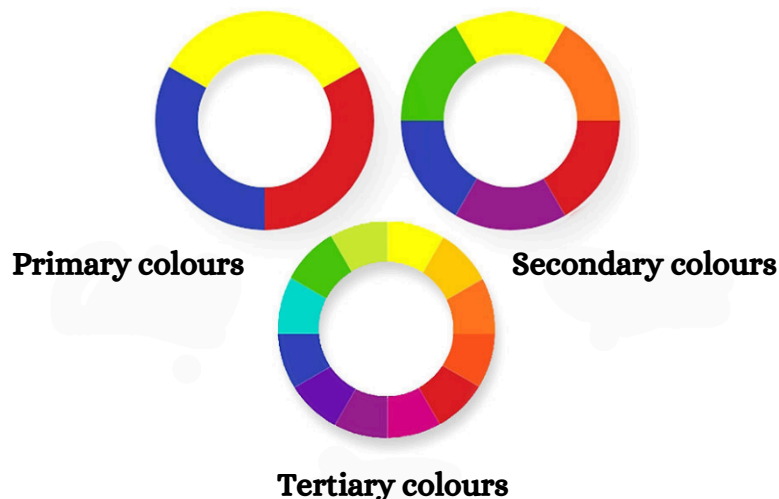
- Provides an outlet for self-expression through art.
- Encourages experimentation with different colour combinations and styles.

### Improved Visual Aesthetics

- Mastering colour harmony and balance leads to more aesthetically pleasing artwork

### Materials Used

- Water colours
- Colour brushes
- Scale
- Pencil
- Drawing Copy





## Chapter 2

# Leaf pattern drawing

- Sketching leaves in different shapes with vein details.
- Arranging leaves in repeating patterns for dynamic visuals.
- Varying sizes, colours, and outlines to enhance designs.
- Used for interiors and personal spaces.
- Ideal for fashion and textiles.
- Adds a natural, artistic touch.

### Materials Used

- Pencil
- Scale
- Eraser
- Pencil Colour
- Drawing Copy





## Chapter 3

### Warli Art

- Warli art is a traditional tribal art form from Maharashtra, India.
- It primarily uses simple geometric shapes like circles, triangles, and lines.
- The art illustrates daily life, nature, farming, festivals, and celebrations.
- Warli paintings are typically drawn in white on a mud-coloured background.
- The art is known for its minimalistic yet expressive designs.
- Warli art often tells stories of rural life, rituals, and community activities.

#### Materials Used

- Water Colours
- Paint Brush
- Thick Sheet
- Pencil & Eraser





## Chapter 4

# Collage Art

**Creative Technique:** Combines materials like paper, fabric, and photos to create unified artwork.

**Colour & Pattern:** Experiment with colours, patterns, and textures to create dynamic compositions.

**Layering:** Adds depth and complexity with multiple layers of materials.

**Themes:** Common themes include nature, abstract designs, and storytelling.

**Unique & Expressive:** Offers a creative, personal way to express ideas and emotions.

**Fun & Experimental:** Playful process of cutting, tearing, and arranging materials.

**Visual Impact:** Creates striking effects with varied textures, colours, and elements.

### Materials Used

- Coloured Paper
- Fevicol
- A- 4 size sheet



## Chapter 5

# Blooming Lotus

**Learning Symmetry:** Drawing or painting a lotus teaches symmetry through its balanced petals.

**Colouring Skills:** Students practice shading, blending, and using bright colours to bring the lotus to life.

**Creativity:** Encourages imaginative designs and unique interpretations of the lotus flower.

**Detailed Work:** Focusing on intricate details of petals and leaves enhances attention to detail.

**Texture Exploration:** Adding textures creates depth and richness in the artwork.

**Artistic Growth:** A great way to develop artistic skills and expand imagination.

### Materials Used

- Water Colours
- Paint Brush
- Pencil & Eraser
- Drawing Copy







# UNIT – 2

# Draw Your Dreams

## Chapter 6

### Mosaic Art

1. **Creative Technique:** Mosaic art involves arranging small pieces of coloured materials such as glass, stone, paper, or tiles.
2. **Purpose:** These pieces are arranged to form intricate patterns or pictures, enhancing visual appeal.
3. **Common Themes:**
  - Flowers
  - Animals
  - Geometric patterns
4. **Fun and Engaging:** It's a hands-on, enjoyable craft activity, perfect for fostering artistic expression in a fun way.

#### Materials Used

- Colour Pens
- A-4 size sheet





## Chapter 7

# Madhubani Painting

**Origin:** Madhubani painting is a traditional folk art from Bihar, India.

**Distinctive Style:** Known for its intricate patterns and vibrant colours, this art form is highly detailed and visually striking.

**Themes:** The paintings typically depict:

- Nature
- Mythology
- Daily life

### Artistic Technique:

- Uses geometric shapes and fine lines to create detailed designs.
- Often painted with natural dyes and handmade brushes.

### Materials Used

- Paint brush
- Poster Colours



## Chapter 8

# Origami Art

**Paper Folding:** Origami is the Japanese art of folding paper into shapes like animals, flowers, and objects without cutting or gluing.

**Creativity:** Encourages imaginative thinking by creating different forms with simple paper folds.

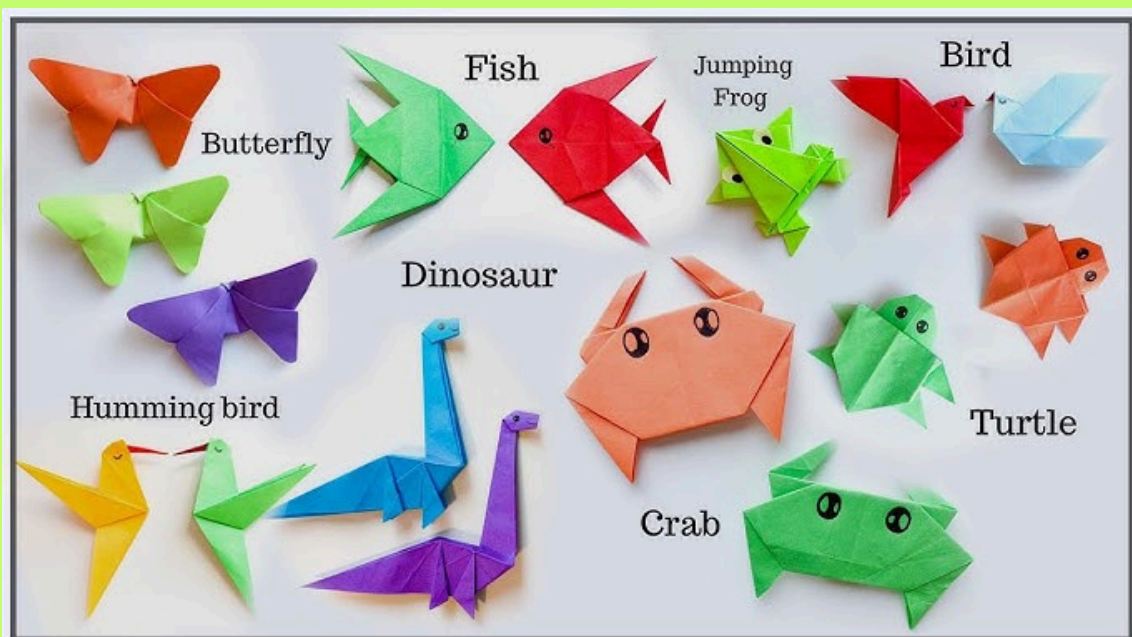
**Patience & Focus:** Enhances patience, attention to detail, and hand-eye coordination.

**Fun Crafts for Kids:** Common origami projects include paper boats, cranes, butterflies, and lotus flowers.

**Engaging Learning:** Simple folds and designs make it a fun and educational activity.

### Materials Used

- Colour Papers





## Chapter 9

# Mandala Art

**Geometric Design:** Mandalas are intricate, circular patterns representing harmony and balance.

**Relaxation & Meditation:** Often used for relaxation, helping to reduce stress and enhance focus.


**Creative Expression:** Involves using shapes, lines, and symbols, with vibrant colours and fine details.

**Focus & Patience:** Creating mandalas improves focus, patience, and attention to detail.

**Fun & Engaging:** A great activity for fostering creativity while promoting mindfulness.

### Materials Used

- Sketch Pens
- Colour Pencils



## Chapter 10

# Rubbing Technique

**Texture Transfer:** Involves rubbing a crayon or pencil over paper placed on textured objects like leaves or coins.


**Creative Exploration:** Reveals the patterns and textures of objects underneath, encouraging creative thinking.

**Easy & Fun:** A simple, hands-on method that's easy to do and yields interesting results.

**Skill Development:** Helps students explore textures and enhances their artistic exploration.

### Materials Used

- Thin white sheet
- 2B, 4B, 6B Shading Pencils







## *Unit - 3*

# *The Painter's Touch*

## Chapter 11

# Silhouette Painting

- Silhouette painting uses a dark outline or shape against a bright background.
- It creates striking contrast, highlighting the subject.
- Typically uses black paint or ink for the silhouette.
- Backgrounds often feature blended or vibrant colours for depth.
- Popular for landscapes, animals, and human figures.

- Focuses on simple forms and strong visual impact.

### Materials Used

- Water Colours
- Paint Brushes
- Charcoal Pencil





## Chapter 12

# Lippan Art

**Traditional Art Form:** Lippan art is a mural technique from Rajasthan, India, practiced by the Meena community.

**Materials Used:** The artwork is made using a mix of clay, cow dung, and white lime.

**Intricate Designs:** Features detailed patterns, including geometric shapes, floral motifs, and mirror work.

**Cultural Aesthetic:** Reflects the unique cultural heritage of Rajasthan with vibrant, textured designs

### Materials Used

- Paper
- Wood
- Felt
- Beads
- Clay
- Paint



## Chapter 13

# Rangoli

**Traditional Art Form:** Rangoli is a floor art made with colourful patterns, commonly used in Indian festivals and celebrations.

**Materials Used:** Created using coloured powders, rice, flowers, or sand.

**Symbolism:** Often made to bring good luck and positive energy during festivals.

**Designs:** Includes geometric shapes, floral motifs, and depictions of deities.

**Cultural Significance:** Reflects creativity while showcasing India's rich cultural heritage

### Materials Used

- Rangoli Colours
- Chalks





## Chapter 14

# Wood Texture

**Natural Patterns:** Wood texture includes the grains, lines, and patterns naturally found on wooden surfaces.


**Artistic Techniques:** Artists use pencil shading, painting, or rubbing techniques to replicate wood texture realistically.

**Applications:** Used in backgrounds, sculptures, and decorative designs to add depth and a natural look.

**Visual Appeal:** Enhances artwork by introducing a realistic, earthy feel.

### Materials Used

- Thin & Sharp Tip Pen
- Colour Pens
- Charcoal Pencil



## Chapter 15

# Spray Painting

**Art Technique:** Spray painting involves applying paint using tools like toothbrushes, straws, or stencils.

**Unique Effects:** Creates textured patterns, ideal for backgrounds, abstract art, and nature scenes.

**Creative Exploration:** A fun and easy way to express creativity.

**Simple & Enjoyable:** Helps students experiment with different textures and designs.

### Materials Used

- Water Colours
- Tooth Brush
- A-4 Size Sheet
- Masking Tape
- Paint Brush







# UNIT - 4

---

## Handcrafted Happiness

## Chapter 16

### Mirror Art

**Decorative Technique:** Involves designing mirrors with patterns, colours, and textures.

**Traditional Crafts:** Often used in Lippan art, mosaic work, and other traditional crafts.

**Creative Expression:** Enhances creativity in home décor by adding vibrant, unique designs.

**Project:** Students can use glass pieces, paints, or decorative frames to create mirror art.

### Materials Used

- MDF Board
- Mirror Pieces
- Fevicol
- Acrylic Colours





## Chapter 17

# Word Decoration

**Artistic Lettering:** Involves designing letters with colours, patterns, and creative styles.

**Techniques Used:** Includes calligraphy, doodling, 3D lettering, and floral designs.

**Creative Projects:** Students can use glitter, stickers, borders, and shading to decorate words.

**Applications:** Great for posters, greeting cards, and school projects to make them more eye-catching.

### Materials Used

- Colour Pens
- A-4 Size Sheet
- Colour Pencils



## Chapter 18

### Line Art

**Drawing Technique:** Uses only lines to create shapes, patterns, and designs without shading or colouring

**Variety of Styles:** Can range from simple doodles to intricate geometric, abstract, or detailed illustrations.

**Creative Practice:** Students can practice line art by making doodles, mandalas, or animal sketches.

**Improves Skills:** Helps enhance creativity, precision, and attention to detail in artwork.

#### Materials Used

- HB Shading Pencils
- Scale
- Eraser





## Chapter 19

# Canvas Painting

**Art Form:** Students paint on a stretched canvas using acrylic, water-colour, or oil paints.

**Simple Themes:** Ideal themes include flowers, landscapes, animals, and abstract designs.

**Skill Development:** Helps develop creativity, brush control, and colour blending techniques.

**Long-Lasting Art:** Produces durable and lasting artwork that can be preserved.

### Materials Used

- Canvas
- Acrylic Colours
- Paint Brushes
- Masking Tape



## Chapter 20

# Paper Mache

**Craft Technique:** Paper strips are layered with glue or paste to create strong, lightweight sculptures.

**Creative Projects:** Students can make masks, bowls, animals, or decorative items using balloons or moulds.

**Fun & Eco-Friendly:** An enjoyable and environment friendly activity that uses recycled materials.

**Skill Enhancement:** Helps develop creativity, crafting skills, and an understanding of structure.

### Materials Used

- Chalk Powder
- Glue
- Newspaper
- Acrylic Colours
- Paint Brushes

